



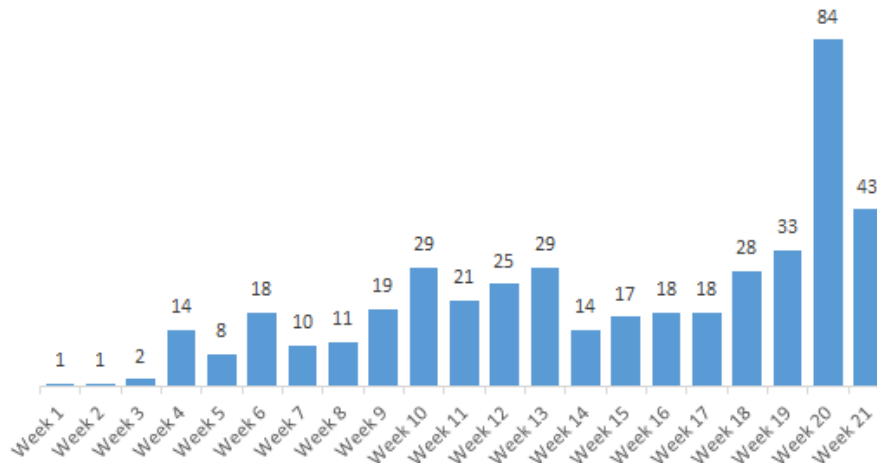
# COVID-19 Weekly Snapshot

This report was updated on July 21, 2020 and includes data through July 18, 2020

A weekly snapshot containing COVID-19 data specific to the City of Greenfield will be provided to our community members on a weekly basis. The purpose of each snapshot is to provide a summary of important updates and COVID-19 data. The data in each weekly snapshot is run on Sundays and be available to the public no later than Tuesday.

- **Milwaukee County Data is updated daily at 7:30AM and 2:30PM and is available at this website:**  
<https://county.milwaukee.gov/EN/Office-of-Emergency-Management>
- **A data summary for Milwaukee County is posted weekly on Thursday afternoons on the City of Greenfield COVID-19 webpage:** <https://www.ci.greenfield.wi.us/1249/Weekly-Report-Milwaukee-County>
- **Wisconsin Data is updated daily at 2PM and is available at this website:**  
<https://www.dhs.wisconsin.gov/outbreaks/index.htm>

**Confirmed Cases in Greenfield Over Time:** based on day of symptom onset, the **highest number of confirmed cases** were reported during Week 20, July 5 - July 11. A total of **84 cases** were identified this week.



Based on date of disease report, last week the Greenfield Health Department received 92 disease reports. When we consider symptom onset, the highest number of confirmed cases (84 cases) were identified during Week 20, July 5-11. Overall one-third of all Greenfield cases were reported in the past two calendar weeks. This means that it is likely that we will continue to see high COVID-19 activity in the coming weeks.

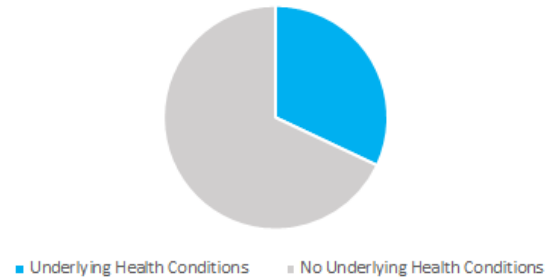
## City, County, State, National and Global Data

Location	Total Confirmed Cases	Total Deaths
<b>Greenfield</b>	<b>443</b>	<b>17</b>
<b>Milwaukee County</b>	<b>16,275</b>	<b>411</b>
<b>Wisconsin</b>	<b>43,018</b>	<b>846</b>
<b>United States</b>	<b>3,831,591</b>	<b>140,669</b>
<b>Global</b>	<b>14,735,331</b>	<b>610,654</b>

# Cases & Underlying Health Conditions

**Cases:** Of 4384 total COVID-19 case investigations, **443 residents were laboratory confirmed** as of Saturday, July 18, 2020.

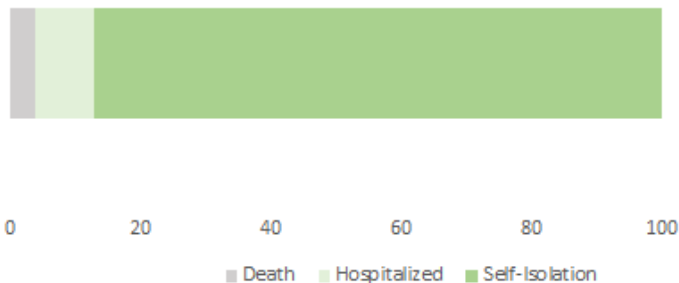
**Underlying Health Conditions:** **nearly one third (32%)** of the confirmed cases had **underlying health conditions**.



Confirmed cases are those who have been positively identified through clinical testing to have been infected by COVID-19. Although COVID-19 remains a concern and the growing number of cases reflects the rapid spread of COVID-19, it is important to note the increase in confirmed cases reported in this snapshot is likely due an increase in testing availability and recommendation to test all symptomatic individuals.

## Outcomes

**Outcomes:** the **majority** of confirmed cases **did not require hospitalization** due to COVID-19.



Of the 443 confirmed cases in the City of Greenfield, 4% of the cases resulted in death, 9% of cases required hospitalization, and 87% of the cases only required self-isolation.

## Gender

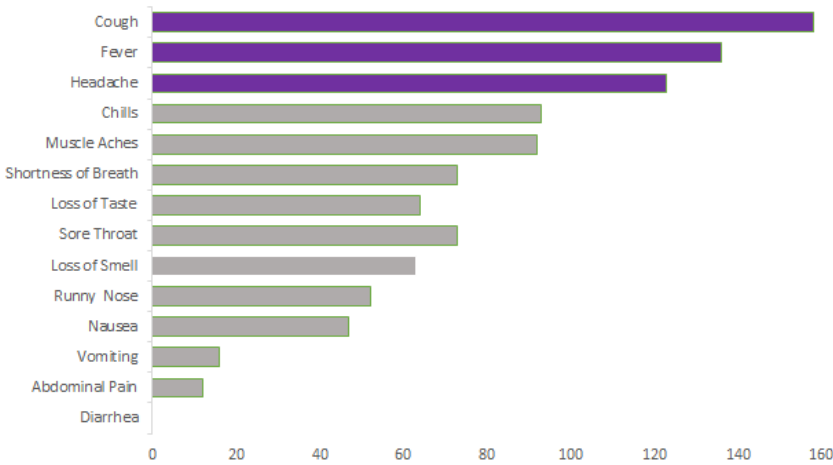
**Gender:** The majority of **confirmed cases** in Greenfield, WI are **female**.

Of the 443 confirmed cases in the City of Greenfield, females make up 58% of the cases compared to males at 42%. This data continues to stay similar across weeks.



# Symptoms

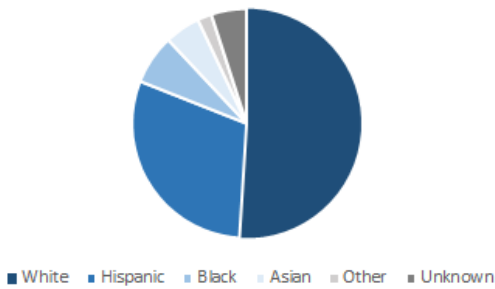
**Symptoms:** The **most reported** symptoms include: **Cough, Fever, and Headache**



A wide-range of symptoms were reported among confirmed cases of COVID-19. The symptoms reported among confirmed cases in the City of Greenfield are consistent with symptoms identified by the CDC. These symptoms include cough, fever and shortness of breath. 35% of confirmed cases reported a cough, 31% of confirmed cases reported a fever, 28% of cases reported a headache. Furthermore, an important note is that 34% of confirmed cases reported experiencing no symptoms during their isolation period.

## Demographic Data

**Demographic Data:** Nearly half of the **confirmed cases** in the City of Greenfield identify by race as **White**.



According to the most recent Census Data, the majority of residents of the City of Greenfield identify as white, with Hispanic being the second largest reported category. The COVID-19 demographic data for confirmed cases is consistent with what we would expect for our community, with the majority of confirmed cases identifying as white and the second highest number of reported cases identifying as hispanic. Out of 443 cases, a total of 51% of cases identify as white, 30% identify as Hispanic, 7% identify as Black, 5% identify as Asian, 5% race/ethnicity is unknown and 5% identify as other.

## Age

**Age:** **More than half** of the confirmed cases are **younger than 60 years of age**.

Confirmed cases in Greenfield have been consistent with this statement, however, we are seeing an increase of cases among individuals under the age of 60 years old. We began to track data using smaller age group to better reflect the impact of COVID on June 5, 2020. More than half of the confirmed cases are younger than 60 years of age. A total of 11% of confirmed cases were at least 80 years old, 19% were between the ages of 60-79 years, 26% were between the ages of 40-59 years, 37% were between the ages of 18-39 years and 7% were between the ages of 0-17 years.

