



COVID-19 Weekly Snapshot

This report was updated on August 11, 2020 and includes data through August 8, 2020

A COVID-19 data snapshot specific to the City of Greenfield will be provided to our community members on a weekly basis. The purpose of each snapshot is to provide a summary of important updates and COVID-19 data. The data in each weekly snapshot is run on Sundays and be available to the public no later than Tuesday.

Data for this snapshot is collected from the following sources:

Greenfield: Local Health Department, COVID-19 is reported through the Wisconsin Electronic Surveillance System (WEDSS)

Milwaukee County: Wisconsin Department of Health Services (<https://www.dhs.wisconsin.gov/covid-19/county.htm>)

Wisconsin: Wisconsin Department of Health Services (<https://www.dhs.wisconsin.gov/covid-19/data.htm>)

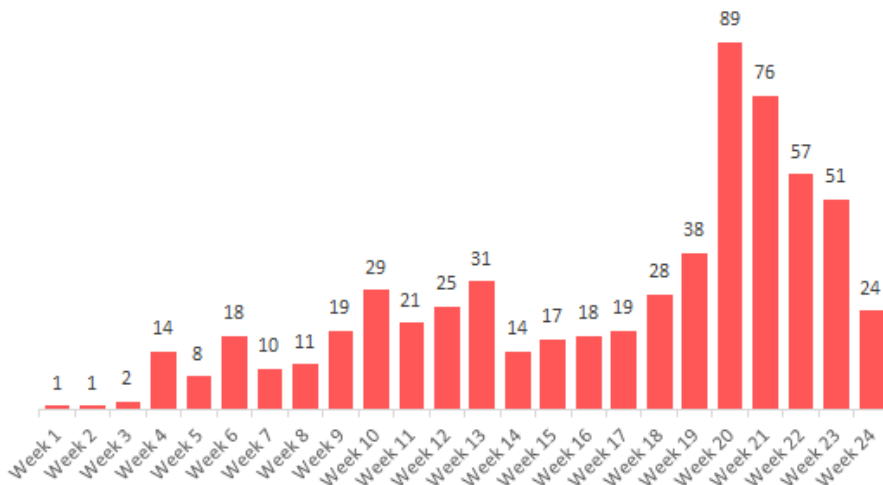
United States: NACCHO Dashboard (<https://covid19-naccho.hub.arcgis.com/>)

Global: Johns Hopkins Dashboard (<https://coronavirus.jhu.edu/map.html>)

City, County, State, National and Global Data

Location	Total Confirmed Cases	Total Deaths
Greenfield	621	25
Milwaukee County	21,178	456
Wisconsin	61,061	998
United States	5,098,452	163,021
Global	20,126,452	737,285

Confirmed Cases in Greenfield Over Time: This graph is based on symptom onset. The **highest number of confirmed cases** were reported during Week 20, July 5 - July 11. A total of **89 cases** were identified during this time.

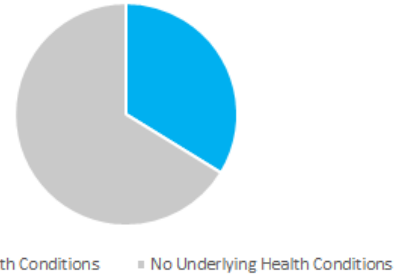



When we consider symptom onset, the highest number of confirmed cases (89 cases) were identified during Week 20, July 5-11. Overall, 27% of all Greenfield cases experienced onset of symptom(s) during weeks 20 and 21. Furthermore, 48% of the cumulative total of confirmed cases in Greenfield have been reported since July 1. This means that it is likely that we will continue to see high COVID-19 activity in the coming weeks as disease investigations are completed.

Cases & Underlying Health Conditions

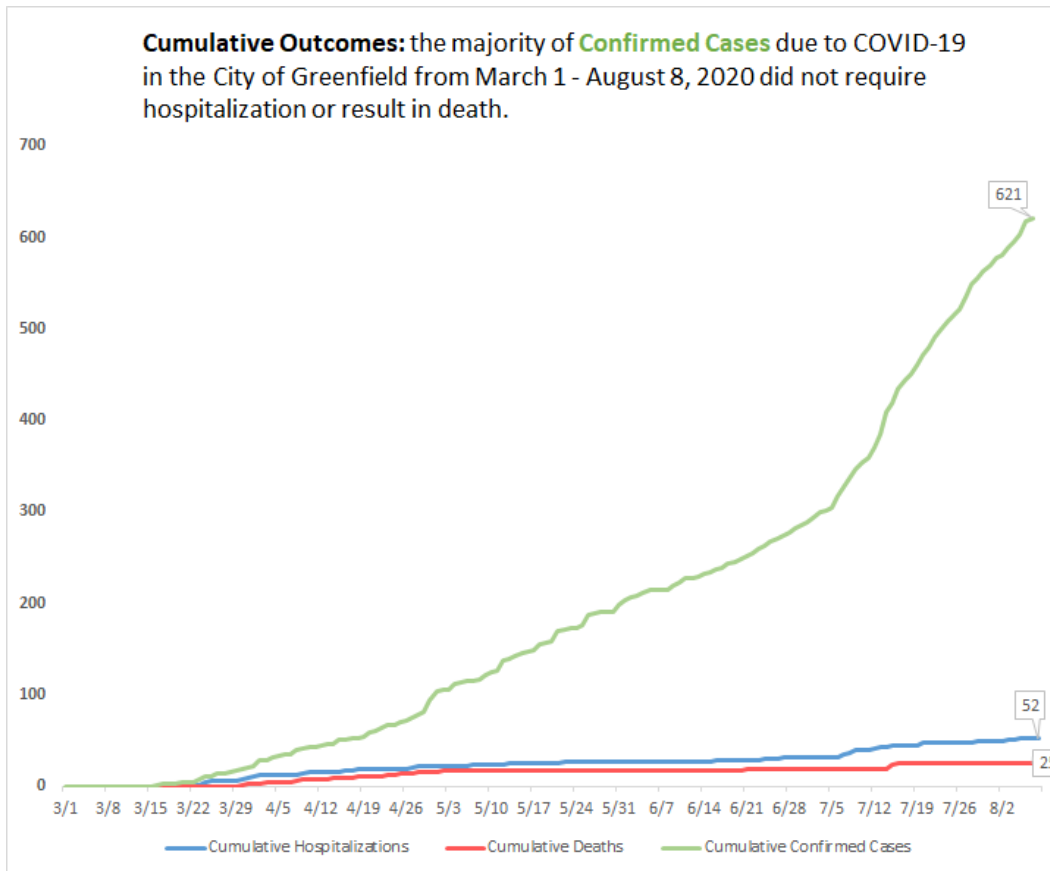
Cases: Of 5939 total COVID-19 case investigations, **621 residents were laboratory confirmed** as of Saturday, August 8, 2020.

Underlying Health Conditions: **about one third (34%)** of the confirmed cases had **underlying health conditions.**



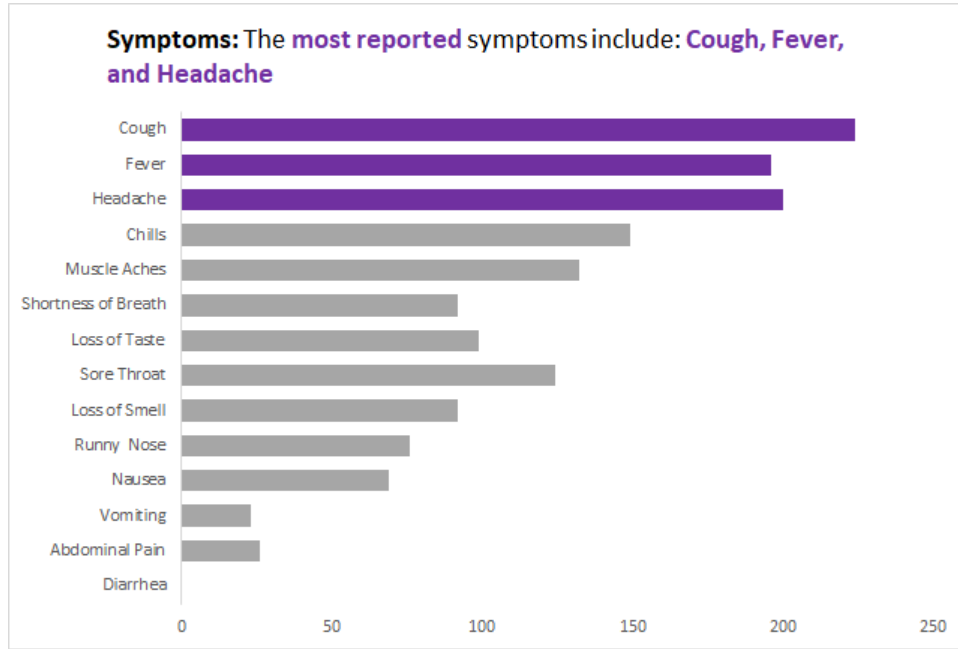
Confirmed cases are those who have been positively identified through clinical testing to have been infected by COVID-19. Although COVID-19 remains a concern and the growing number of cases reflects the rapid spread of COVID-19, it is important to note the increase in confirmed cases reported in this snapshot is likely due an increase in testing availability, recommendation to test all symptomatic individuals and increased interaction in public places and gatherings. The 621 confirmed tests to-date in the City of Greenfield represent 3% of the total positive cases in Milwaukee County (Wisconsin Department of Health Services, 2020).

Cumulative Outcomes



A rise in hospitalizations and deaths is consistent with the burden of disease in Greenfield. Although the rise in deaths remains consistent with the rise in hospitalizations, it is important to note that not all hospitalized patients resulted in death. Final disposition is based on the date that the disease investigation was created, meaning that the data reflected in this chart represents a lag in data reported and we may continue to see an increase over the next several weeks.

Symptoms



A wide-range of symptoms were reported among confirmed cases of COVID-19. The symptoms reported among confirmed cases in the City of Greenfield are consistent with symptoms identified by the CDC. These symptoms include cough, fever and shortness of breath. 36% of confirmed cases reported a cough, 32% of confirmed cases reported a fever, 32% of cases reported a headache. Furthermore, an important note is that 30% of confirmed cases reported experiencing no symptoms during their isolation period.

Testing

Testing capacity has increased since March 1. Currently, Wisconsin Department of Health Services recommends testing for anyone with symptoms of COVID-19 or who has been exposed to COVID-19.

**Note: This data is provided from a county-wide report released from the Medical College of Wisconsin and may not reflect real-time.*

ALL tests (March 1 - July 31) in Greenfield

Total: 9,860

Percent of all tests in Milwaukee County: 4%

Percent positive: 8%

Tests in the last two weeks (July 18 - July 31) in Greenfield

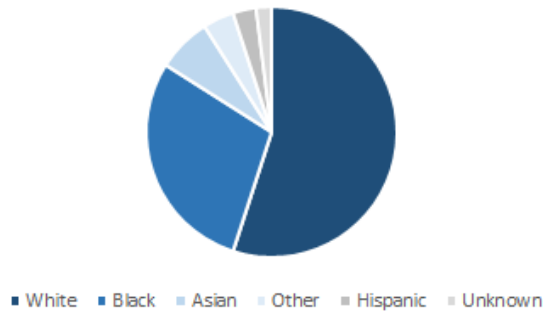
Total: 2,044

Percent of all tests in Milwaukee County : 4%

Percent positive: 7%

Demographic Data

Demographic Data: More than half of the confirmed cases in the City of Greenfield identify by race as White.



According to the most recent Census Data, the majority of residents of the City of Greenfield identify as white, with Hispanic being the second largest reported category. The COVID-19 demographic data for confirmed cases is consistent with what we would expect for our community, with the majority of confirmed cases identifying as white and the second highest number of reported cases identifying as Hispanic. Out of 621 cases, a total of 55% of cases identify as white, 29% identify as Hispanic, 7% identify as Black, 4% identify as Asian, 3% race/ethnicity is unknown and 2% identify as other.

Gender

Gender: The majority of confirmed cases in Greenfield, WI are female.

Of the 621 confirmed cases in the City of Greenfield, females make up 58% of the cases compared to males at 42%. This data continues to stay similar across weeks.



Age

According to the CDC, older adults and people who have severe underlying medical conditions like heart or lung disease or diabetes seem to be at higher risk for developing more serious complications from COVID-19 illness.

Confirmed cases in Greenfield have been consistent with this statement, however, we are seeing an increase of cases among individuals under the age of 60 years old. More than half of the confirmed cases are younger than 60 years of age. A total of 9% of confirmed cases were at least 80 years old, 18% were between the ages of 60-79 years, 27% were between the ages of 40-59 years, 40% were between the ages of 18-39 years and 6% were between the ages of 0-17 years.

Age: almost three quarters (73%) of the confirmed cases are younger than 60 years of age.

