



COVID-19 Weekly Snapshot

This report was updated on July 26th, 2021 and includes data through July 24th, 2021

A COVID-19 data snapshot specific to the City of Greenfield will be provided to our community members on a weekly basis. The purpose of each snapshot is to provide a summary of important updates and COVID-19 data. The data in each weekly snapshot is run on Sundays and be available to the public no later than Tuesday.

Data for this snapshot is collected from the following sources:

Greenfield: Local Health Department, COVID-19 is reported through the Wisconsin Electronic Surveillance System (WEDSS)

Milwaukee County: Wisconsin Department of Health Services (<https://www.dhs.wisconsin.gov/covid-19/county.htm>)

Wisconsin: Wisconsin Department of Health Services (<https://www.dhs.wisconsin.gov/covid-19/data.htm>)

United States: NACCHO Dashboard (<https://covid19-naccho.hub.arcgis.com/>)

Global: Johns Hopkins Dashboard (<https://coronavirus.jhu.edu/map.html>)

City, County, State, National and Global Data

Location	Total Confirmed Cases	Total Deaths	Percent of Adults (18+) Fully Vaccinated
Greenfield	4,475	107	64.7%
Milwaukee County	108,571	1,438	57.8%
Wisconsin	616,503	7,398	59.6%
United States	34,433,167	609,975	59.4%
Global	194,321,091	4,162,527	14.0%

Please note: Data within this report and its associated graphs are representative of data collected through the disease investigation process (*contact tracing*). When COVID-19 cases overwhelm the resources and capacity of our department, we are unable to complete disease investigations with each confirmed case, which limits our data quality and may result in underestimation (*percentage of cases with underlying health conditions or reported symptoms*) or overestimation (*percentage of asymptomatic cases*) of the current burden. We are prioritizing cases among the most high-risk groups, and attempting to reach all other confirmed cases through notification by phone calls and letters.

Regarding deaths: Coding a death as COVID-19 related requires an assessment of death certificates and requires the listing of COVID-19 as either a primary or underlying cause of death. Due to the delay in final dispositions of deaths, the death data is often lagging by several weeks and an increase of deaths in this report week may reflect newly entered deaths from weeks prior.

Case Outcomes

This graph is based on case outcome: The majority of all confirmed cases **did not require hospitalization** due to COVID-19.



Of the 4,475 confirmed cases in the City of Greenfield, 2.4% of cases resulted in death, 7.3% of cases required hospitalization, and 90.3% of the cases required self-isolation. This data is consistent with previous weeks.

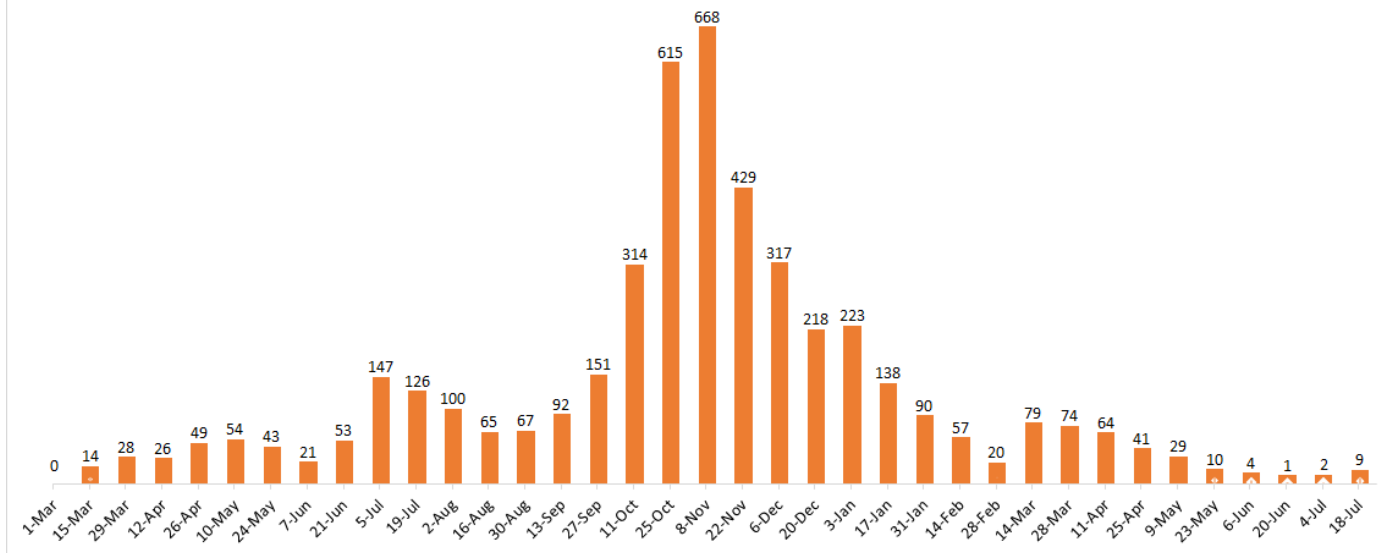
0.0% 10.0% 20.0% 30.0% 40.0% 50.0% 60.0% 70.0% 80.0% 90.0% 100.0%

■ Death ■ Hospitalized ■ Self-Isolation

Confirmed Cases in Greenfield Over Time

Confirmed Cases

This graph is based on the number of confirmed cases for every 2-week period. The highest number of confirmed cases were received during November 8-November 21. A total number of 668 cases were received during this time.

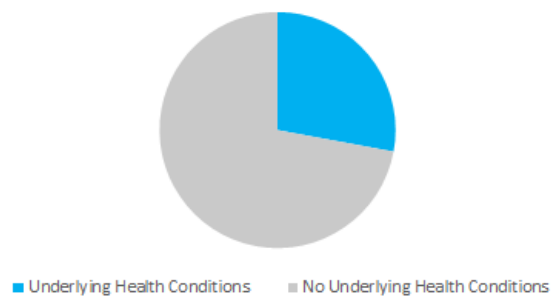


Note: The dates in this graph reflect the start dates for the given 2-week period. So, a start date of July 18th would include dates of July 18th through July 31st. There were 9 cases during July 18th through July 24th. The second week numbers, July 25th through July 31st will be updated Monday, August 2nd, 2021.

Cases & Underlying Health Conditions

Cases: Of the 21,751 total COVID-19 case investigations, 4,475 residents were laboratory confirmed as of Saturday, July 24th, 2021.

Underlying Health Conditions: A total of 28% of the confirmed cases had underlying health conditions.



Confirmed cases are those who have been positively identified through clinical testing to have been infected by COVID-19. The 4,475 confirmed tests to-date in the City of Greenfield represent **4.12%** of the total positive cases in Milwaukee County.

Please note that, in cases where workplace outbreaks are occurring (including businesses and nursing homes), initial test results for staff members may incorrectly list Greenfield as the address, since the address may default to the business address. Similarly, this happens in other communities throughout Milwaukee County. Ultimately, cases are reassigned to their home address, however, this process does take several days to a week to correct.

Testing

ALL tests (March 1st, 2020 - July 20th, 2021) in Greenfield

Total: 60,814

Percent of all tests in Milwaukee County: 4.04%

Percent positive: 8.4%

Tests in the last two weeks (July 7th - July 20th, 2021) in Greenfield

Total: 776

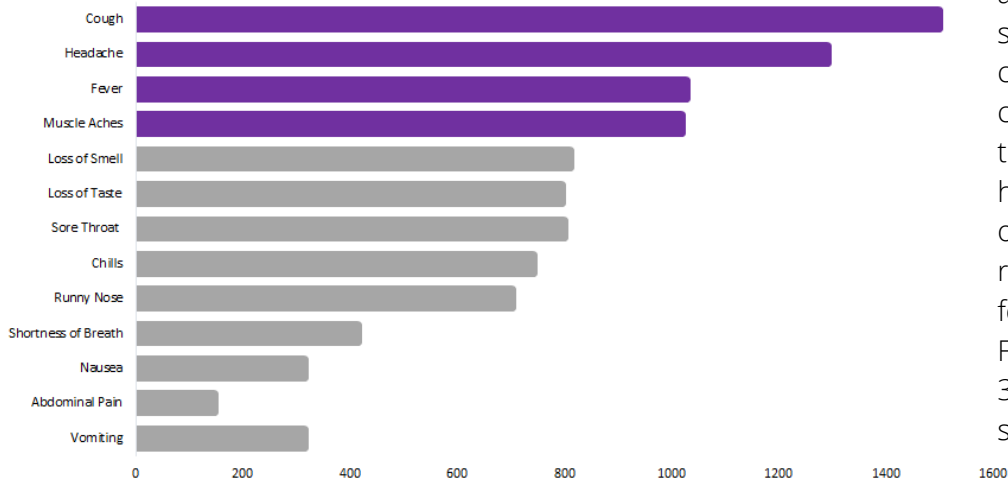
Percent of all tests in Milwaukee County: 4.25%

Percent positive: 2.3%

**Note: This data is provided from a county-wide report released from the Medical College of Wisconsin and may not reflect real-time.*

Symptoms

This graph is based on experienced symptoms: The **most reported** symptoms include **cough, headache, fever, and muscle aches**.

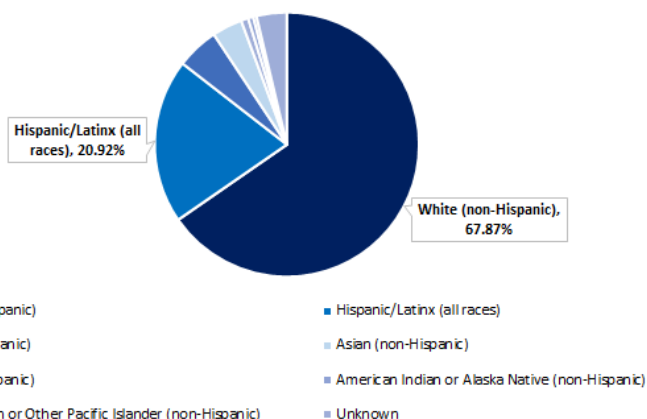


A wide-range of symptoms were reported among confirmed cases of COVID-19. The symptoms reported among confirmed cases in the City of Greenfield are consistent with symptoms identified by the CDC. These symptoms include cough, headache, fever, and muscle aches: 34% of confirmed cases reported a cough, 29% reported a headache, 23.1% reported a fever, and 22.8% reported muscle aches. Furthermore, it is important to note that 34.5% of confirmed cases reported no symptoms during their isolation period.

Demographic Data

Race/Ethnicity

Demographic Data: More than half of the confirmed cases in the City of Greenfield identify their race/ethnicity as White (non-Hispanic)

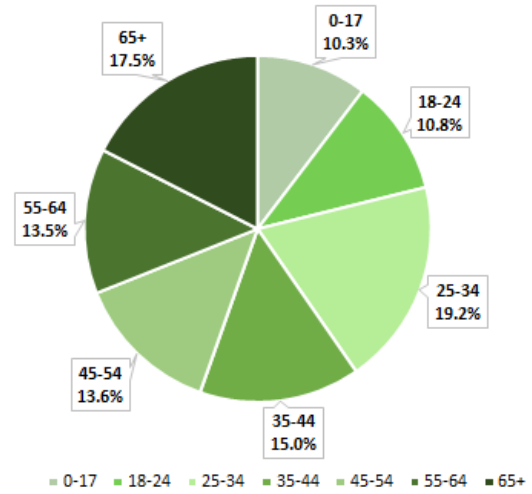


According to the most recent Census Data, the majority of residents in the City of Greenfield identify as White (non-Hispanic), with Hispanic/Latinx being the second-largest reported category. Out of the 4,475 cases, a total of 67.87% of cases identify as White (non-Hispanic), 20.92% identify as Hispanic/Latinx (all races), 5.2% identify as Black/African American (non-Hispanic), 3.9% identify as Asian (non-Hispanic), 0.9% identify as "Other" (non-Hispanic), meaning that the case's self-identified racial/ethnic identity is not listed in the reporting form or identify as multiple races/ethnicities, 0.7% identify as American Indian or Alaska Native (non-Hispanic), 0.4% identify as Native Hawaiian or Other Pacific Islander (non-Hispanic), and 0% of race/ethnicity case data is unknown.

Age

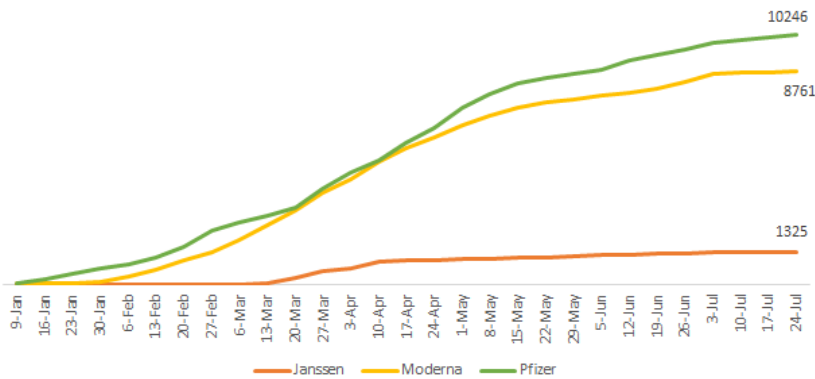
More than 3/4 of the confirmed cases are younger than 65 years of age: 17.5% of confirmed cases are 65 years and older, 13.5% are between the ages of 55-64 years, 13.6% are between the ages of 45-54 years, 15% are between the ages of 35-44 years, 19.2% are between the ages of 25-34, 10.8% are between the ages of 18-24, and 10.3% are between the ages of 0-17 years.

Age: More than three quarters (82.4%) of the confirmed cases are younger than 65 years of age.



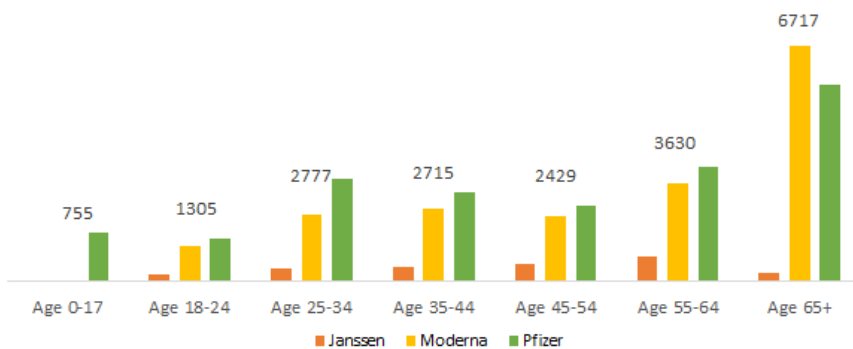
Immunizations

A total of **20,332** individuals in Greenfield have **completed the COVID-19 Vaccine series** since January 2021



Vaccination efforts began in December of 2020, first targeting frontline health workers and nursing homes. Beginning in February, 2021, the next phase allowed for seniors ages 65+ to be eligible, as well as law enforcement, teachers, and more. The following phase began at the end of March, which included those with chronic health conditions. As of April 5th, all individuals ages 16+ became eligible to be vaccinated. Vaccinations for children ages 12-17 have just recently been approved for emergency use. Currently, **all individuals ages 12+ are eligible to receive the COVID-19 vaccine made by Pfizer.**

Younger age groups are increasing in their numbers of completed vaccine series



The Greenfield Health Department vaccinated over 8,400 people at clinics held in Greenfield and in collaboration with surrounding jurisdictions at the Milwaukee County Sports Complex. **At this time, the Greenfield Health Department does not plan to offer future vaccine clinics.** We encourage all eligible, interested individuals to search vaccine availability on www.vaccines.gov.

Almost 2/3rds (64.7%) of all Greenfield's adults, ages 18+, are fully vaccinated. As more people become vaccinated, transmission of COVID-19 decreases. Vaccines are not meant to cure, but meant to train the body to recognize and fight off diseases. Vaccines do not contain a live virus, therefore, the reaction some may experience after being vaccinated is not the disease, but the body properly reacting to the vaccine.

Almost 2/3rds of Greenfield adults are fully vaccinated, and 85.9% of seniors 65+ are fully vaccinated

