



# Demographics at a Glance

A closer look at the composition of Greenfield, Wisconsin

– Source: US Census Bureau American Community Surveys and Decennial Census –

## Topics Covered

Population —  
Education —  
Employment —  
Income —  
Housing —  
Transportation —

Total Population:  
**37,623**

Number of Housing  
Units:  
**18,687**

Median Age:  
**43.6**

% Born Outside the  
US:  
**9.1%**

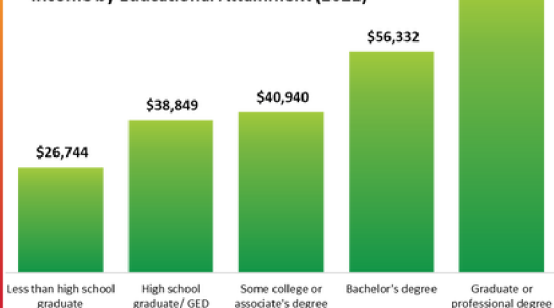
Median Household  
Income:  
**\$61,854**

% Unemployment  
**3.46%**

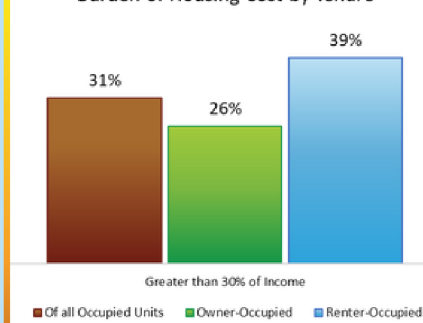
% with College or  
Advanced Degrees  
**41.6%**

% with No HS  
Diploma/ GED  
**6.7%**

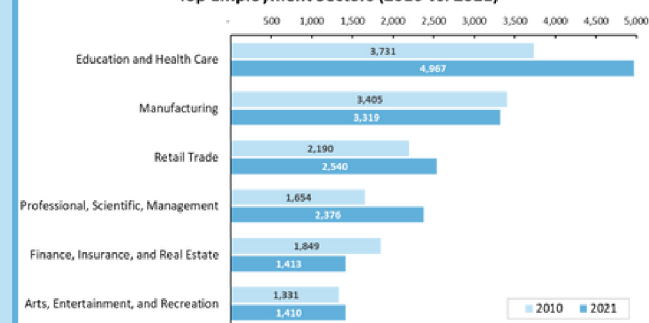
Income by Educational Attainment (2021)



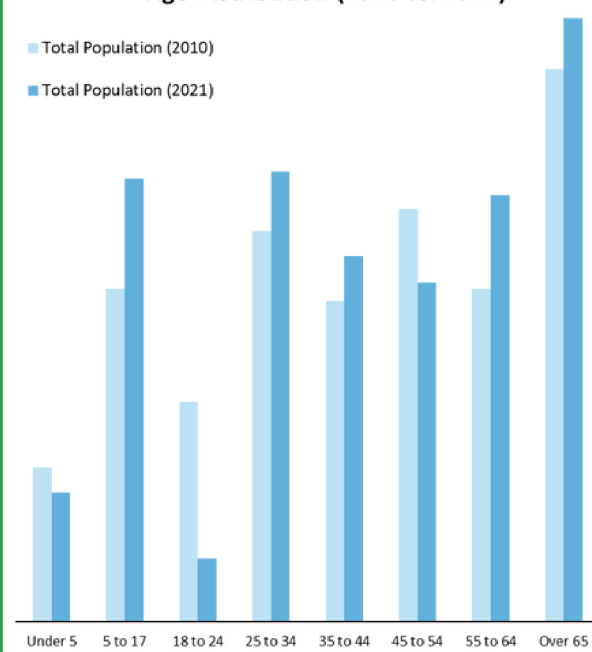
Burden of Housing Cost by Tenure



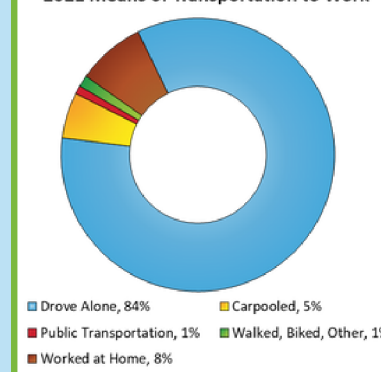
Top Employment Sectors (2010 vs. 2021)



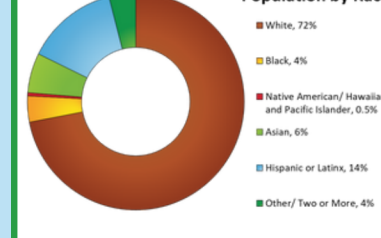
Age Distribution (2010 vs. 2021)



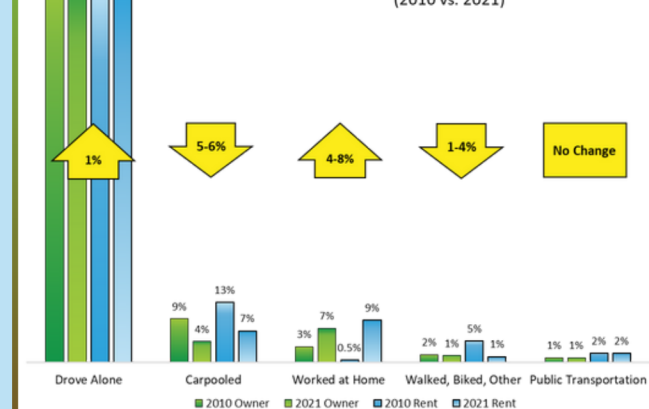
2021 Means of Transportation to Work



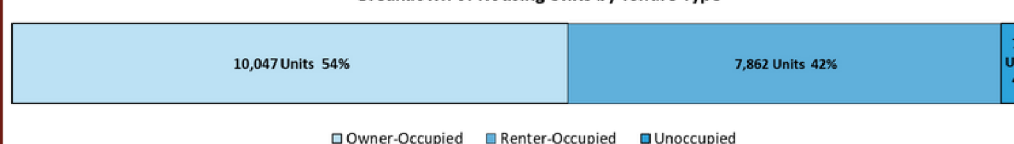
Population by Race



Means of Transportation to Work by Tenure Type (2010 vs. 2021)



Breakdown of Housing Units by Tenure Type



Population Estimates (2010 - 2021)

