



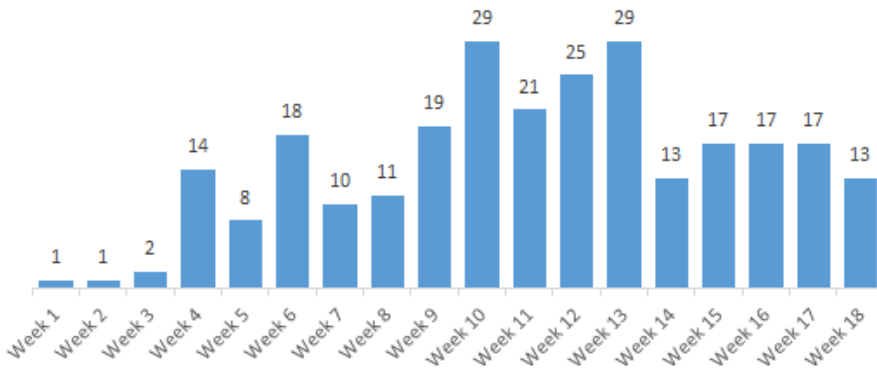
# COVID-19 Weekly Snapshot

This report was updated on July 1, 2020 and includes data through June 27, 2020

A weekly snapshot containing COVID-19 data specific to the City of Greenfield will be provided to our community members on a weekly basis. The purpose of each snapshot is to provide a summary of important updates and COVID-19 data. The data in each weekly snapshot is run on Sundays and be available to the public no later than Tuesday.

- **Milwaukee County Data is updated daily at 7:30AM and 2:30PM and is available at this website:**  
<https://county.milwaukee.gov/EN/Office-of-Emergency-Management>
- **A data summary for Milwaukee County is posted weekly on Thursday afternoons on the City of Greenfield COVID-19 webpage:** <https://www.ci.greenfield.wi.us/1249/Weekly-Report-Milwaukee-County>
- **Wisconsin Data is updated daily at 2PM and is available at this website:**  
<https://www.dhs.wisconsin.gov/outbreaks/index.htm>

**Confirmed Cases in Greenfield Over Time:** Since February 21, 2020, the **highest number of confirmed cases** was reported during the weeks of April 24-30 and May 15-21. A total of **29 confirmed test records** were reported for each of these weeks.



Although COVID-19 remains a concern and the growing number of cases reflects the rapid spread of COVID-19, it is important to note that the increase in confirmed cases reported overall is likely due more testing availability. Additionally, a system issue was likely causing under-reporting of data. This issue is now resolved.

## City, County, State, National and Global Data

Location	Total Confirmed Cases	Total Deaths
Greenfield	265	12
Milwaukee County	11,358	390
Wisconsin	28,659	784
United States	2,658,324	127,273
Global	10,538,577	512,689

# Cases & Underlying Health Conditions

**Cases:** Of 2014 total COVID-19 case investigations, **265 residents were laboratory confirmed** as of Saturday, June 27, 2020.

**Underlying Health Conditions:** **nearly one third (33%)** of the confirmed cases had **underlying health conditions**.

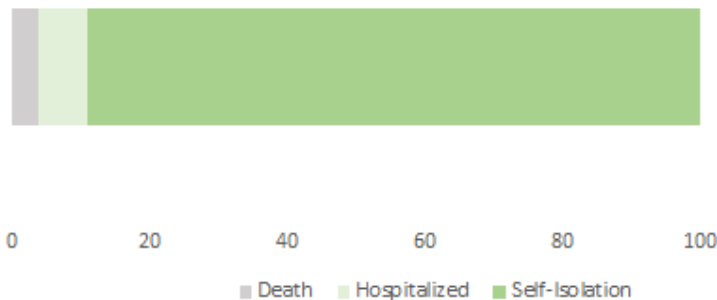


■ Underlying Health Conditions ■ No Underlying Health Conditions

Confirmed cases are those who have been positively identified through clinical testing to have been infected by COVID-19. Although COVID-19 remains a concern and the growing number of cases reflects the rapid spread of COVID-19, it is important to note the increase in confirmed cases reported in this snapshot is likely due an increase in testing availability and recommendation to test all symptomatic individuals. The 265 confirmed tests to-date in the City of Greenfield continue to represent 2% of the total positive cases in Milwaukee County (Wisconsin Department of Health Services, 2020).

## Outcomes

**Outcomes:** the **majority** of confirmed cases **did not require hospitalization** due to COVID-19.



Of the 265 confirmed cases in the City of Greenfield, 8% of the cases resulted in death, 12% of cases required hospitalization, and 80% of the cases only required self-isolation.

## Gender

**Gender:** The majority of **confirmed cases** in Greenfield, WI are **female**.

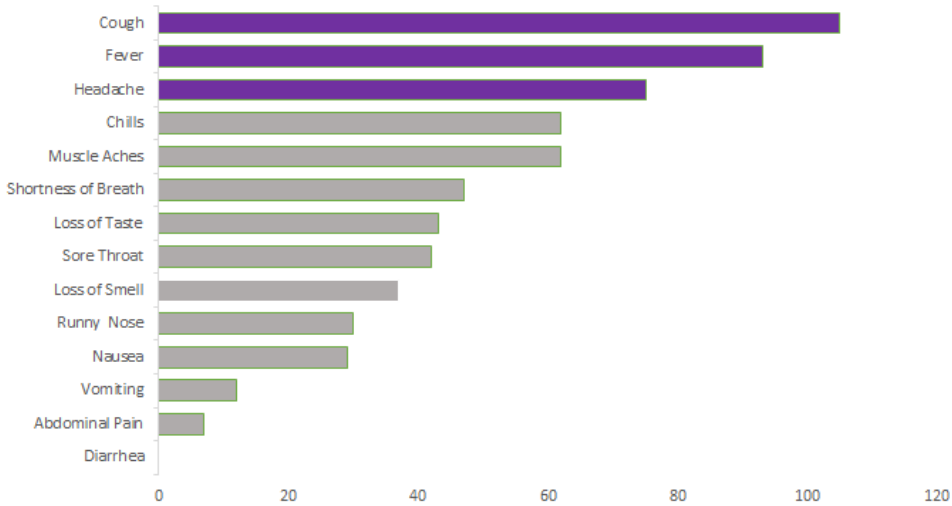
Of the 265 confirmed cases in the City of Greenfield, females make up 58% of the cases compared to males at 42%. This data continues to stay similar across weeks.



■ female ■ male

# Symptoms

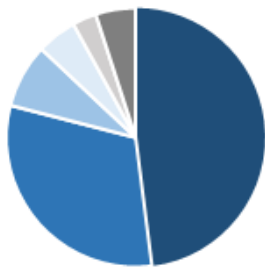
**Symptoms:** The **most reported** symptoms include: **Cough, Fever, and Headache**



A wide-range of symptoms were reported among confirmed cases of COVID-19. The symptoms reported among confirmed cases in the City of Greenfield are consistent with symptoms identified by the CDC. These symptoms include cough, fever and shortness of breath. 40% of confirmed cases reported a cough, 35% of confirmed cases reported a fever, 28% of cases reported a headache. This report also includes loss of smell and loss of taste as reported symptoms.

# Demographic Data

**Demographic Data:** Nearly half of the **confirmed cases** in the City of Greenfield identify by race as **White**.



■ White ■ Hispanic ■ Black ■ Asian ■ Other ■ Unknown

COVID-19 demographic data for confirmed cases is consistent with what we would expect for our community, with the majority of confirmed cases identifying as white and the second highest number of reported cases identifying as Hispanic. Out of 265 cases, a total of 48% of cases identify as white, 31% identify as Hispanic, 8% identify as Black, 5% identify as Asian, 5% race/ethnicity is unknown and 3% identify as other.

# Age

According to the CDC, older adults and people who have severe underlying medical conditions like heart or lung disease or diabetes seem to be at higher risk for developing more serious complications from COVID-19 illness.

Confirmed cases in Greenfield have been consistent with this statement, however, we are seeing an increase of cases among individuals under the age of 60 years old. We began to track data using smaller age group to better reflect the impact of COVID on June 5, 2020. More than half of the confirmed cases are younger than 60 years of age. A total of 14% of confirmed cases were at least 80 years old, 21% were between the ages of 60-79 years, 24% were between the ages of 40-59 years, 34% were between the ages of 18-39 years and 7% were between the ages of 0-17 years.

**Age: More than half of the confirmed cases are younger than 60 years of age.**

