

# GREENFIELD CITY DEMOGRAPHICS AT A GLANCE:

A closer look at the composition of Greenfield, Wisconsin.

## Population

### Estimates:

Total Population:

**37,224**

No. of Households:

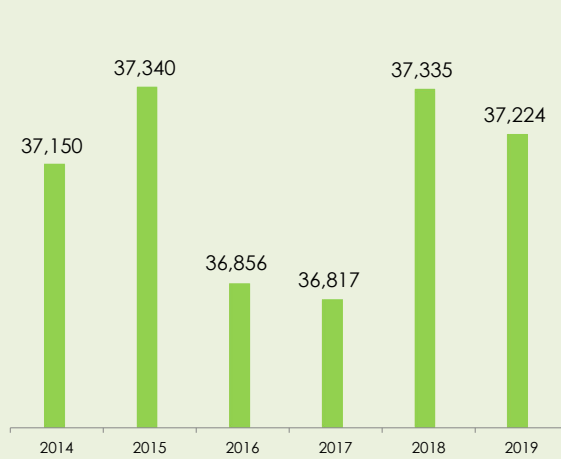
**16,794**

Median Age:

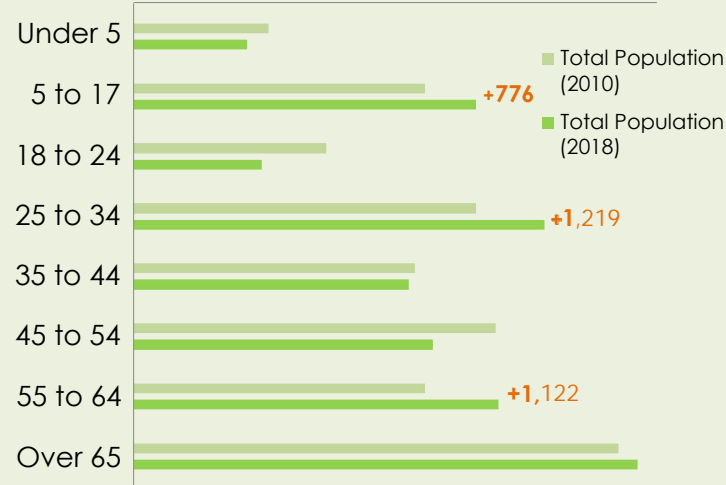
**42.3**

% Born outside of  
US:

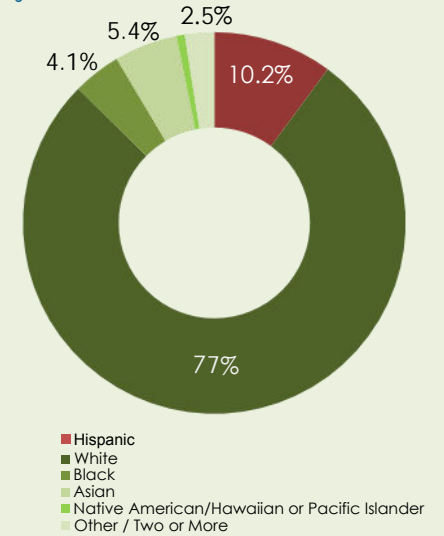
**8.8%**



### By Age:



### By Race:



## Education, Employment and Income

Median Household  
Income:

**\$57,475**

% Unemployment:

**6.0%**

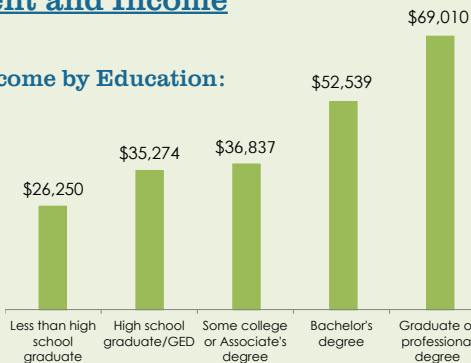
% with College or  
Advanced Degree:

**30%**

% with no  
HS Diploma/GED:

**7.4%**

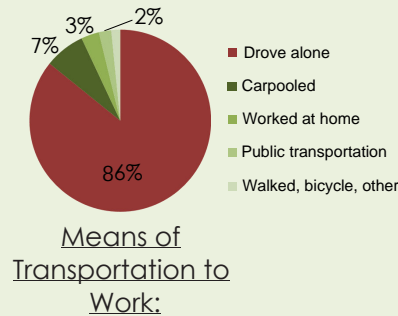
### Income by Education:



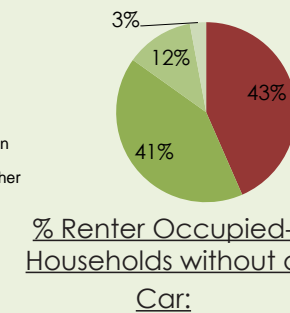
### Top Employment Sectors:



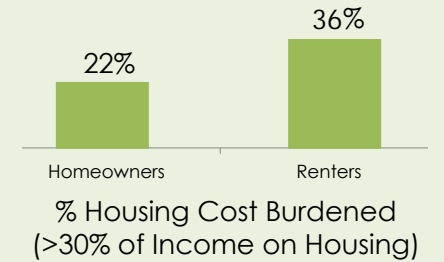
## Housing & Transportation



Means of  
Transportation to  
Work:

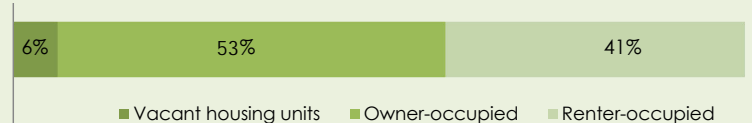


% Renter Occupied-  
Households without a  
Car:



% Housing Cost Burdened  
(>30% of Income on Housing)

### Housing Units by Tenure



Sources: U.S. Census Bureau. 2014-2018 American Community Surveys & U.S. HUD 2019 CHAS data calculated using ACS 2013-17