



# COVID-19 Weekly Snapshot

This report was updated on August 30th, 2021 and includes data through August 28th, 2021

A COVID-19 data snapshot specific to the City of Greenfield will be provided to our community members on a weekly basis. The purpose of each snapshot is to provide a summary of important updates and COVID-19 data. The data in each weekly snapshot is run on Sundays and be available to the public no later than Tuesday.

## Data for this snapshot is collected from the following sources:

**Greenfield:** Local Health Department, COVID-19 is reported through the Wisconsin Electronic Surveillance System (WEDSS)

**Milwaukee County:** Wisconsin Department of Health Services (<https://www.dhs.wisconsin.gov/covid-19/county.htm>)

**Wisconsin:** Wisconsin Department of Health Services (<https://www.dhs.wisconsin.gov/covid-19/data.htm>)

**United States:** NACCHO Dashboard (<https://covid19-naccho.hub.arcgis.com/>)

**Global:** Johns Hopkins Dashboard (<https://coronavirus.jhu.edu/map.html>)

## City, County, State, National and Global Data

Location	Total Confirmed Cases	Total Deaths	Percent of Adults (18+) Fully Vaccinated
Greenfield	4,756	103	67.0%
Milwaukee County	117,794	1,428	59.1%
Wisconsin	655,667	7,577	60.3%
United States	38,782,934	636,543	63.3%
Global	216,603,365	4,504,692	27.5%

**Please note:** Data within this report and its associated graphs are representative of data collected through the disease investigation process (*contact tracing*). When COVID-19 cases overwhelm the resources and capacity of our department, we are unable to complete disease investigations with each confirmed case, which limits our data quality and may result in underestimation (*percentage of cases with underlying health conditions or reported symptoms*) or overestimation (*percentage of asymptomatic cases*) of the current burden. We are prioritizing cases among the most high-risk groups, and attempting to reach all other confirmed cases through notification by phone calls and letters.

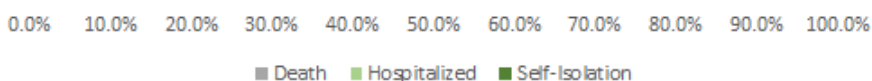
**Regarding deaths:** Coding a death as COVID-19 related requires an assessment of death certificates and requires the listing of COVID-19 as either a primary or underlying cause of death. Due to the delay in final dispositions of deaths, the death data is often lagging by several weeks and an increase of deaths in this report week may reflect newly entered deaths from weeks prior.

## Case Outcomes

This graph is based on case outcome: The majority of all confirmed cases **did not require hospitalization** due to COVID-19.

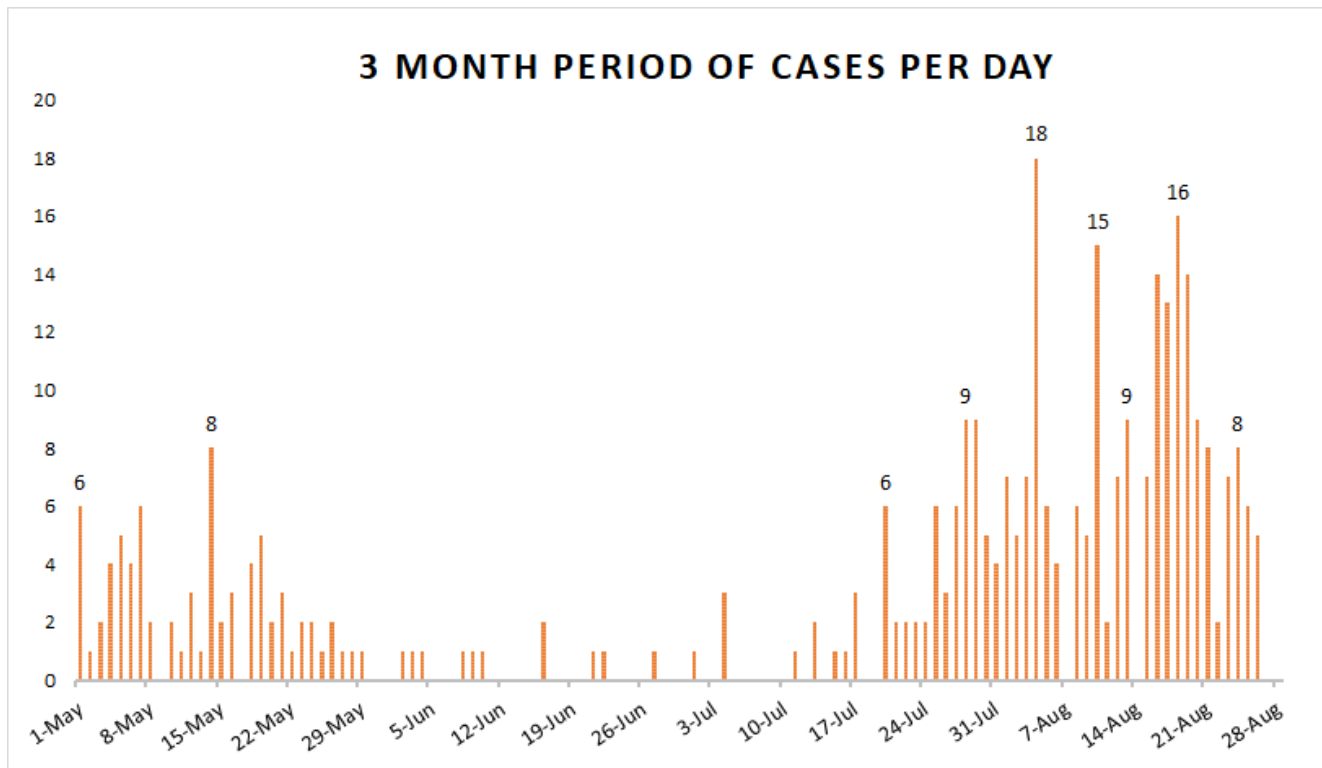


Of the 4,756 confirmed cases in the City of Greenfield, 2.4% of cases resulted in death, 7.3% of cases required hospitalization, and 90.4% of the cases required self-isolation. This data is consistent with previous weeks.

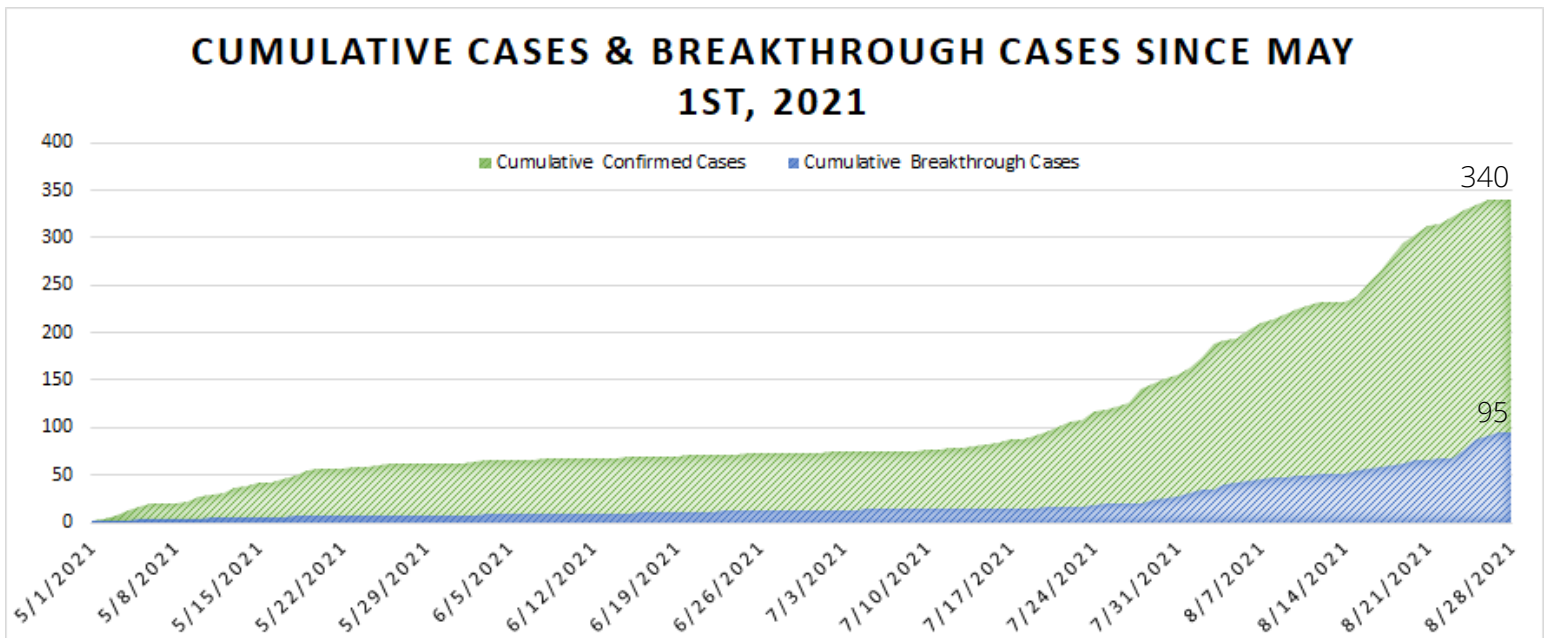


# Confirmed Cases in Greenfield Over Time

## Confirmed Cases



**Note:** The dates in this graph reflect the a 3 month period of cases per day starting from May 1st, 2021 to August 28th, 2021. Over the 2 past weeks, 8/15-8/28/2021, we had 109 cases in Greenfield, with the largest amount of 16 cases on August 18th. With the gradual accumulation of cases each day, it's important to get vaccinated to protect yourself and others, while also prevent the spread of COVID-19.



Cases in Greenfield have been increasing over the past 3 months, primarily among those who are unvaccinated (66.19%). However, some cases are among those who are fully vaccinated (33.81%). A case among someone who is fully vaccinated is termed a **'breakthrough'** case. The Delta variant, a more transmissible version of COVID-19, is the most common strain of COVID-19 we are currently seeing across the nation. Fully vaccinated people can still test positive for COVID-19, however being fully vaccinated drastically reduces the risk of hospitalization and/or death and helps to reduce the spread of disease. As recommended by the CDC, people should **wear their masks in public places and continue to social distance regardless of their vaccine status**. More information regarding vaccines and where to find them is listed on the last page of this report.

# Testing

## ALL tests (March 1st, 2020 - August 28th, 2021) in Greenfield

Total: 65,129

Percent of all tests in Milwaukee County: 4.04%

Percent positive: 8.3%

## Tests in the last two weeks (July 14th - August 28th, 2021) in Greenfield

Total: 1,893

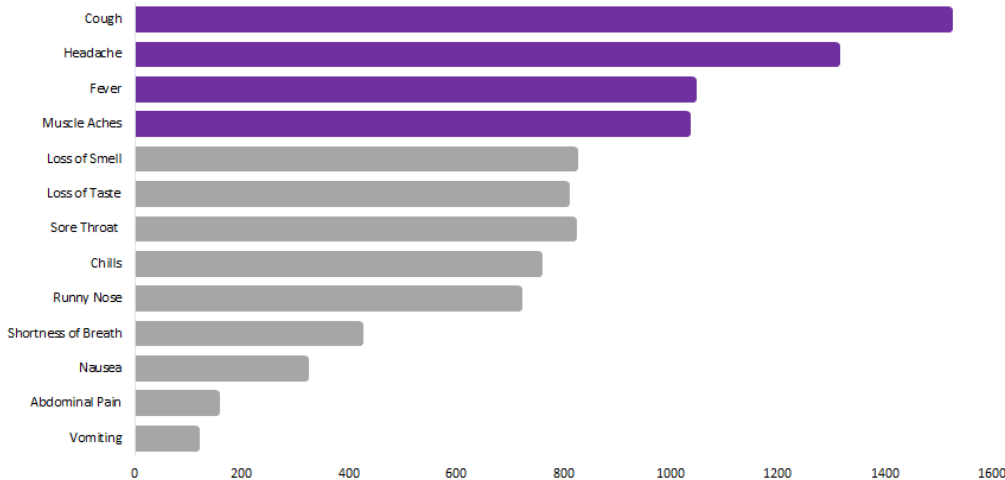
Percent of all tests in Milwaukee County: 4.38%

Percent positive: 7.4%

*\*Note: This data is provided from a county-wide report released from the Medical College of Wisconsin and may not reflect real-time.*

## Symptoms

This graph is based on experienced symptoms: The most reported symptoms include cough, headache, fever, and muscle aches.

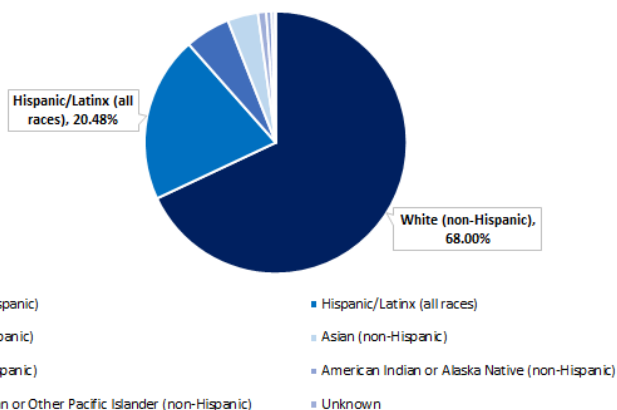


A wide-range of symptoms were reported among confirmed cases of COVID-19. The symptoms reported among confirmed cases in the City of Greenfield are consistent with symptoms identified by the CDC. These symptoms include cough, headache, fever, and muscle aches: 34% of confirmed cases reported a cough, 29% reported a headache, 23% reported a fever, and 23% reported muscle aches. Furthermore, it is important to note that 34.5% of confirmed cases reported no symptoms during their isolation period.

## Demographic Data

### Race/Ethnicity

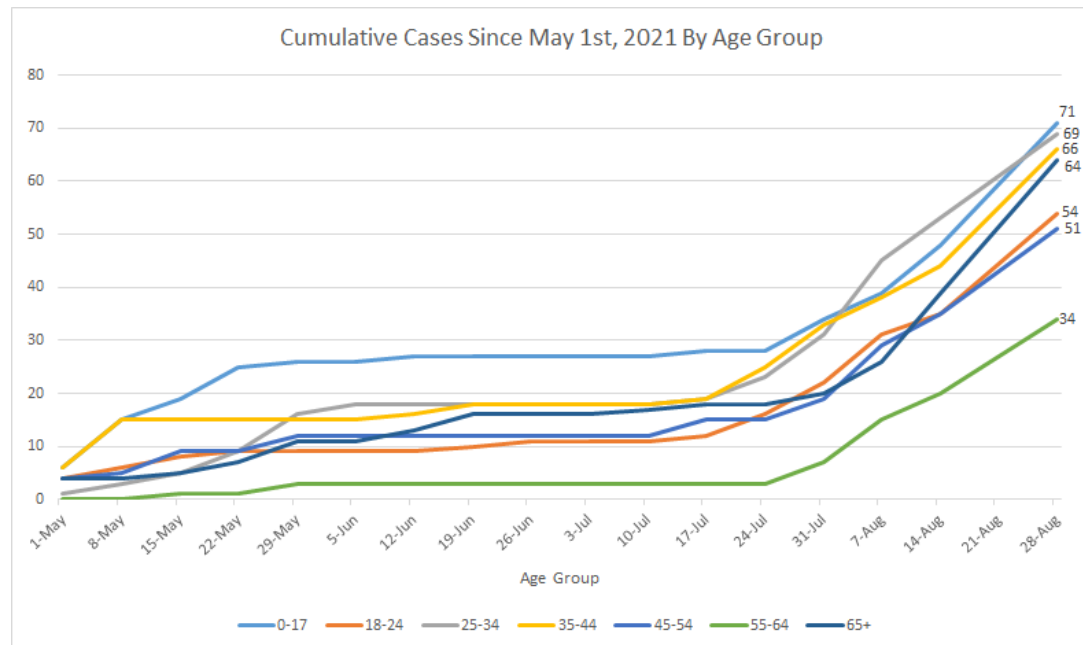
**Demographic Data: More than half of the confirmed cases in the City of Greenfield identify their race/ethnicity as White (non-Hispanic)**



According to the most recent Census Data, the majority of residents in the City of Greenfield identify as White (non-Hispanic), with Hispanic/Latinx being the second-largest reported category. Out of the 4,756 cases, a total of 68.00% of cases identify as White (non-Hispanic), 20.48% identify as Hispanic/Latinx (all races), 5.43% identify as Black/African American (non-Hispanic), 3.86% identify as Asian (non-Hispanic), 0.95% identify as "Other" (non-Hispanic), meaning that the case's self-identified racial/ethnic identity is not listed in the reporting form or identify as multiple races/ethnicities, 0.64% identify as American Indian or Alaska Native (non-Hispanic), 0.42% identify as Native Hawaiian or Other Pacific Islander (non-Hispanic), and 0.04% of race/ethnicity case data is unknown.

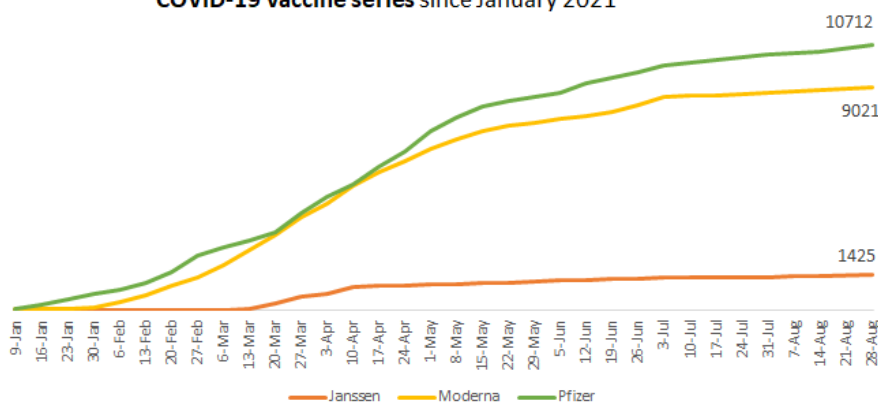
## Age

Over the past 3 months, we have seen an **increase in cases among those in younger age groups**. Currently, the largest amount of cases are occurring among the 25-34 year old age group, at 19.3% of cases. The second largest amount of reported cases are occurring among the youngest age group, 0-17 years old, at 17.5% of cases. As the back-to-school season starts up over the next few weeks, these trends will continue to be closely monitored.

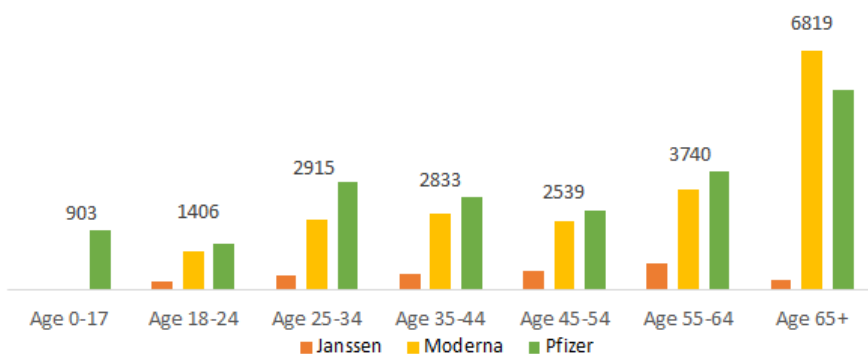


## Immunizations

A total of **21,158** individuals in Greenfield have **completed the COVID-19 Vaccine series** since January 2021



**Younger age groups** are increasing in their numbers of completed vaccine series



**Over 2/3rds (67.0%) of all Greenfield's adults, ages 18+, are fully vaccinated.** As more people become vaccinated, transmission of COVID-19 decreases. While a breakthrough case is rare, a person who is vaccinated becomes sick, it is still possible. **Vaccines have been shown to reduce the severity of illness and lower the risk of hospitalization and/or death.**

It is important that all eligible people get fully vaccinated to protect both themselves and others from illness, and reduce the spread of disease.

Vaccination efforts began in December of 2020, and different groups of people became eligible to receive the vaccines at different times. **Currently, all individuals 18+ are eligible to receive any of the vaccine types:** J&J (Janssen), Moderna, or Pfizer.

Vaccine rates appear to be leveling off over the past couple of months, however, there are many individuals who are still unvaccinated.

The Greenfield Health Department vaccinated over 8,400 people at clinics held in Greenfield and in collaboration with surrounding jurisdictions. **At this time, the Greenfield Health Department does not plan to offer future vaccine clinics.**

We continue to see some increases in completed vaccine series across age groups in Greenfield, specifically among those in the 12-17 range. During the back-to-school season, it is important to remind parents and guardians that the **Pfizer COVID-19 vaccine is approved for children 12 years of age and older.** We encourage all eligible, interested individuals to search vaccine availability on [www.vaccines.gov](http://www.vaccines.gov).

**Over 2/3<sup>rd</sup>s of Greenfield adults** are fully vaccinated, and **87.2% of seniors 65+** are fully vaccinated

