



COVID-19 Weekly Snapshot

This report was updated on October 4th, 2021 and includes data through October 3rd, 2021

A COVID-19 data snapshot specific to the City of Greenfield will be provided to our community members on a weekly basis. The purpose of each snapshot is to provide a summary of important updates and COVID-19 data. The data in each weekly snapshot is run on Sundays and be available to the public no later than Tuesday.

Data for this snapshot is collected from the following sources:

Greenfield: Local Health Department, COVID-19 is reported through the Wisconsin Electronic Surveillance System (WEDSS)

Milwaukee County: Wisconsin Department of Health Services (<https://www.dhs.wisconsin.gov/covid-19/county.htm>)

Wisconsin: Wisconsin Department of Health Services (<https://www.dhs.wisconsin.gov/covid-19/data.htm>)

United States: NACCHO Dashboard (<https://covid19-naccho.hub.arcgis.com/>)

Global: Johns Hopkins Dashboard (<https://coronavirus.jhu.edu/map.html>)

City, County, State, National and Global Data

Location	Total Confirmed Cases	Total Deaths	Percent of Adults (18+) Fully Vaccinated
Greenfield	5,086	105	69.8%
Milwaukee County	129,801	1,493	63.3%
Wisconsin	730,379	8,009	64.4%
United States	43,666,901	700,051	77.6%
Global	235,044,249	4,804,072	35.3%

Please note: Data within this report and its associated graphs are representative of data collected through the disease investigation process (*contact tracing*). When COVID-19 cases overwhelm the resources and capacity of our department, we are unable to complete disease investigations with each confirmed case, which limits our data quality and may result in underestimation (*percentage of cases with underlying health conditions or reported symptoms*) or overestimation (*percentage of asymptomatic cases*) of the current burden. We are prioritizing cases among the most high-risk groups, and attempting to reach all other confirmed cases through notification by phone calls and letters.

Regarding deaths: Coding a death as COVID-19 related requires an assessment of death certificates and requires the listing of COVID-19 as either a primary or underlying cause of death. Due to the delay in final dispositions of deaths, the death data is often lagging by several weeks and an increase of deaths in this report week may reflect newly entered deaths from weeks prior.

Case Outcomes

This graph is based on case outcome: The majority of all confirmed cases **did not require hospitalization** due to COVID-19.



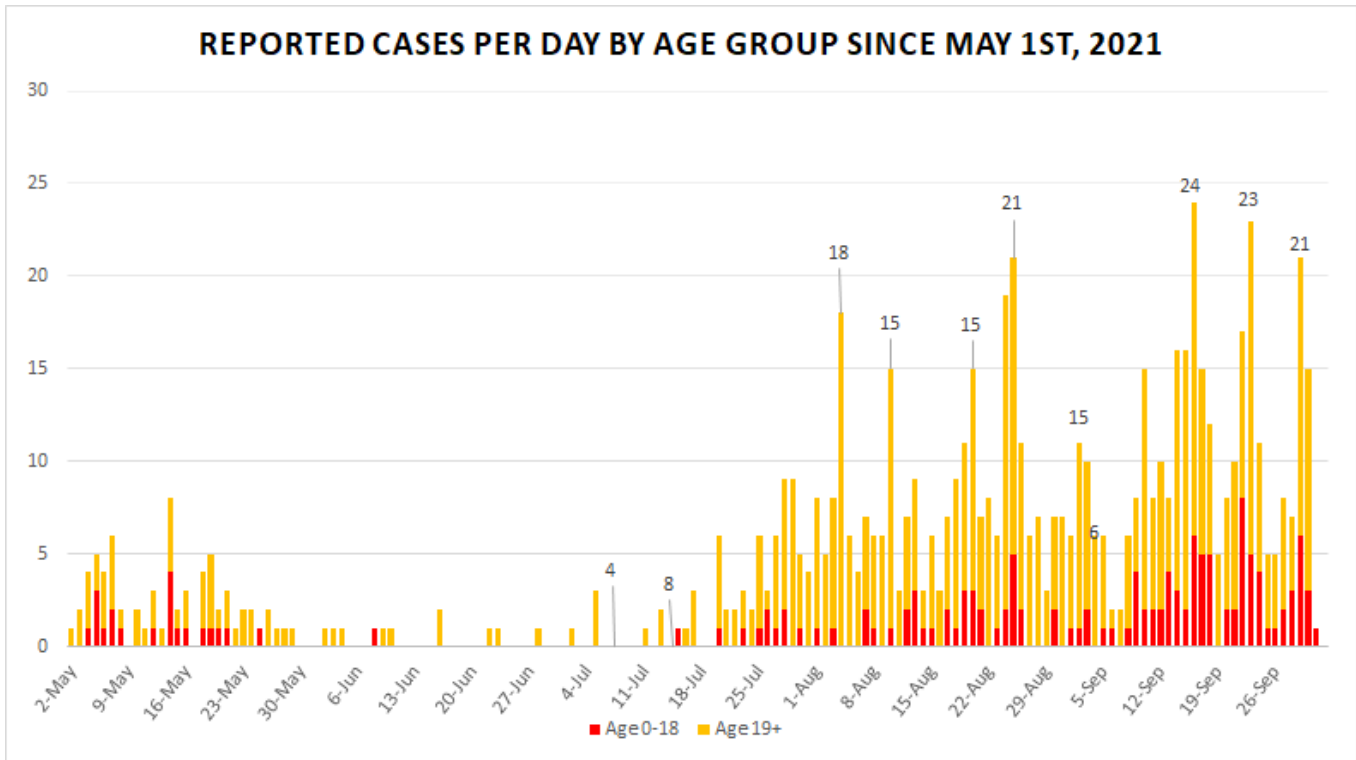
Of the 5,086 confirmed cases in the City of Greenfield, 2.1% of cases resulted in death, 7.5% of cases required hospitalization, and 90.5% of the cases required self-isolation. This data is consistent with previous weeks.

0.0% 10.0% 20.0% 30.0% 40.0% 50.0% 60.0% 70.0% 80.0% 90.0% 100.0%

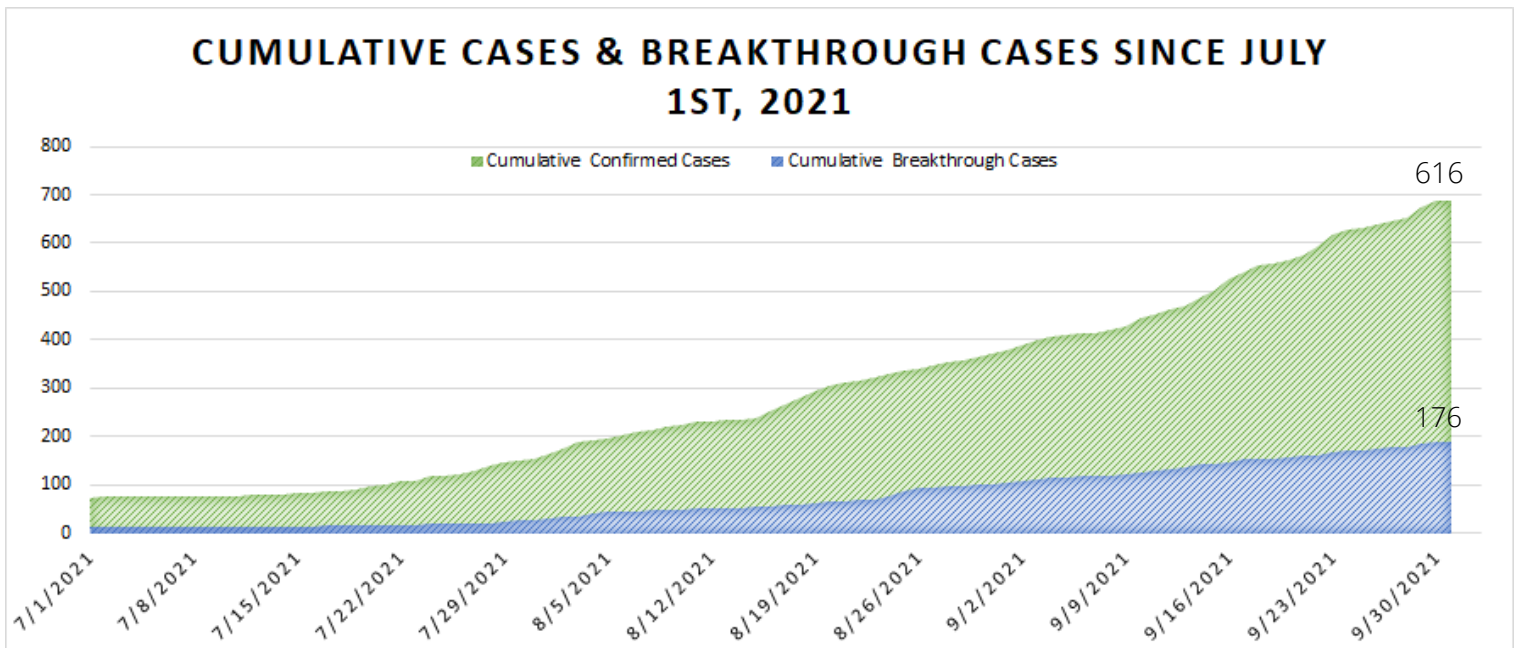
■ Death ■ Hospitalized ■ Self-Isolation

Confirmed Cases in Greenfield Over Time

Confirmed Cases



Note: This graph reflects reported cases in Greenfield each day since July 1st, 2021. Over the past week, 9/26/2021-10/2/2021, there were 57 cases, with the greatest amount of 21 cases on September 29th. This graph also shows the amount of cases by age group, those 18 and under in red, and those 19 and over in yellow. Cases among those 18 and under have been increasing over the past 2 months. The numbers displayed above the bars in the graph indicate the total reported cases for that day.



Cases in Greenfield have been increasing over the past 3 months, primarily among those who are unvaccinated (70.18%). However, some cases are among those who are fully vaccinated (29.82%). A case among someone who is fully vaccinated is termed a **'breakthrough'** case. The Delta variant, a more transmissible version of COVID-19, is the most common strain of COVID-19 we are currently seeing across the nation. Fully vaccinated people can still test positive for COVID-19, however being fully vaccinated drastically reduces the risk of hospitalization and/or death and helps to reduce the spread of disease. As recommended by the CDC, people should **wear their masks in public places and continue to social distance regardless of their vaccine status**. More information regarding vaccines and where to find them is listed on the last page of this report.

Testing

ALL tests (March 1st, 2020 - September 14th, 2021) in Greenfield

Total: 71,939

Percent of all tests in Milwaukee County: 4.06%

Percent positive: 8.1%

Tests in the last two weeks (September 1st - September 14th, 2021) in Greenfield

Total: 2,553

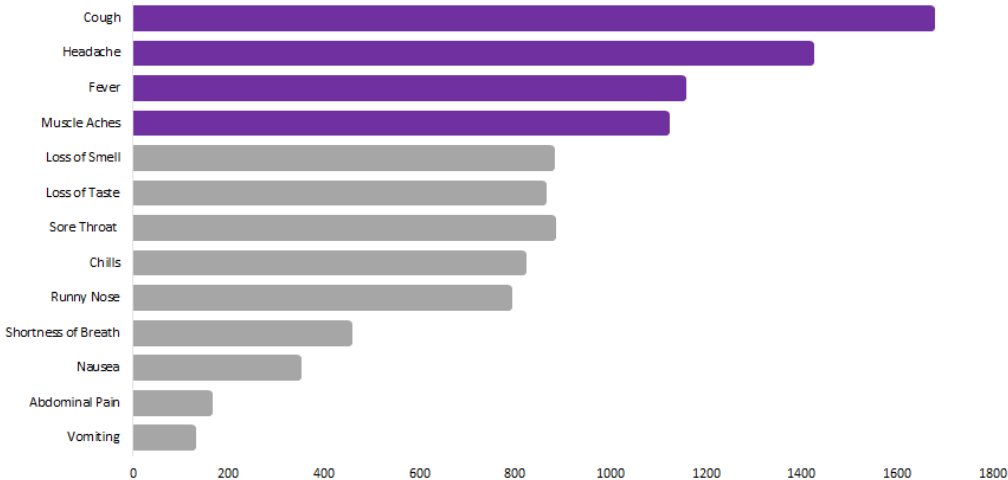
Percent of all tests in Milwaukee County: 4.37%

Percent positive: 6.0%

**Note: This data is provided from a county-wide report released from the Medical College of Wisconsin and may not reflect real-time.*

Symptoms

This graph is based on experienced symptoms: The most reported symptoms include cough, headache, fever, and muscle aches.

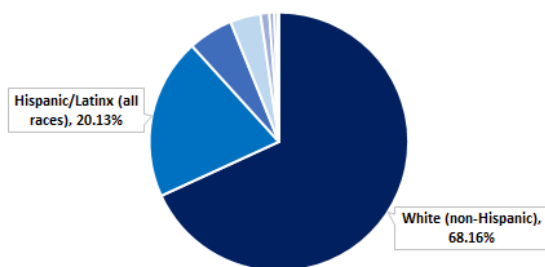


A wide-range of symptoms were reported among confirmed cases of COVID-19. The symptoms reported among confirmed cases in the City of Greenfield are consistent with symptoms identified by the CDC. These symptoms include cough, headache, fever, and muscle aches: 34% of confirmed cases reported a cough, 29% reported a headache, 23.32% reported a fever, and 22.45% reported muscle aches. Furthermore, it is important to note that 34.1% of confirmed cases reported no symptoms during their isolation period.

Demographic Data

Race/Ethnicity

Demographic Data: More than half of the confirmed cases in the City of Greenfield identify their race/ethnicity as **White (non-Hispanic)**

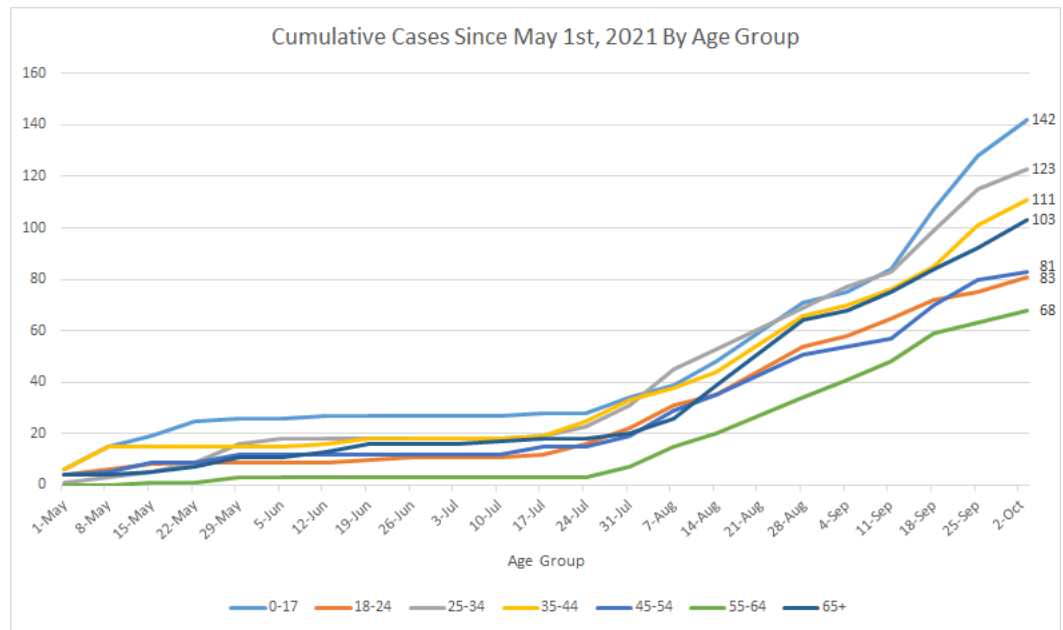


- White (non-Hispanic)
- Black (non-Hispanic)
- Other (non-Hispanic)
- Native Hawaiian or Other Pacific Islander (non-Hispanic)
- Hispanic/Latinx (all races)
- Asian (non-Hispanic)
- American Indian or Alaska Native (non-Hispanic)
- Unknown

According to the most recent Census Data, the majority of residents in the City of Greenfield identify as White (non-Hispanic), with Hispanic/Latinx being the second-largest reported category. Out of the 5,025 cases, a total of 68.16% of cases identify as White (non-Hispanic), 20.13% identify as Hispanic/Latinx (all races), 5.43% identify as Black/African American (non-Hispanic), 3.86% identify as Asian (non-Hispanic), 0.95% identify as "Other" (non-Hispanic), meaning that the case's self-identified racial/ethnic identity is not listed in the reporting form or identify as multiple races/ethnicities, 0.64% identify as American Indian or Alaska Native (non-Hispanic), 0.42% identify as Native Hawaiian or Other Pacific Islander (non-Hispanic), and 0.04% of race/ethnicity case data is unknown.

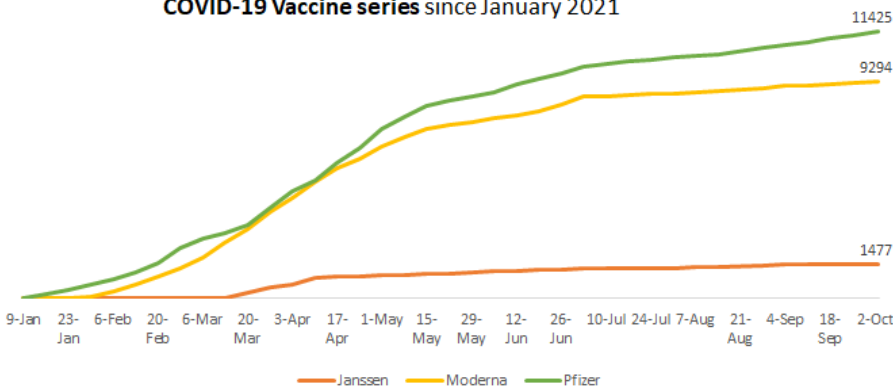
Age

Over the past 3 months, we have seen an **increase in cases among those in the 0-17 age group**. Currently, the largest amount of cases are occurring among the 0-17 year old age group, at 11.50% of cases. The second largest amount of reported cases are occurring among the youngest age group, 25-34 years old, at 18.91% of cases. As the back-to-school season starts up over the next few weeks, these trends will continue to be closely monitored.



Immunizations

A total of **22,196** individuals in Greenfield have **completed the COVID-19 Vaccine series** since January 2021

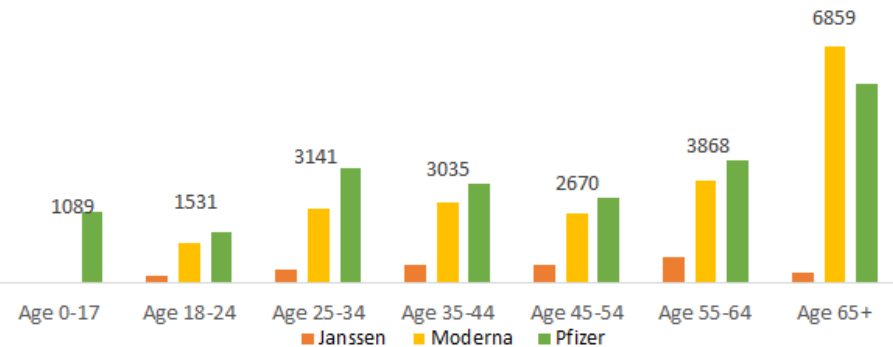


Vaccination efforts began in December of 2020, and different groups of people became eligible to receive the vaccines at different times. **Currently, all individuals 18+ are eligible to receive any of the vaccine types: J&J (Janssen), Moderna, or Pfizer.**

Vaccine rates appear to be leveling off over the past couple of months, however, there are many individuals who are still unvaccinated.

The Greenfield Health Department vaccinated over 8,400 people at clinics held in Greenfield and in collaboration with surrounding jurisdictions. **At this time, the Greenfield Health Department does not plan to offer future vaccine clinics.**

Younger age groups are increasing in their numbers of completed vaccine series



We continue to see some increases in completed vaccine series across age groups in Greenfield, specifically among those in the 12-17 range. During the back-to-school season, it is important to remind parents and guardians that the **Pfizer COVID-19 vaccine is approved for children 12 years of age and older**. We encourage all eligible, interested individuals to search vaccine availability on www.vaccines.gov.

Over 2/3rds (69.8%) of all Greenfield's adults, ages 18+, are fully vaccinated. As more people become vaccinated, transmission of COVID-19 decreases. While a breakthrough case is rare, a person who is vaccinated becomes sick, it is still possible. **Vaccines have been shown to reduce the severity of illness and lower the risk of hospitalization and/or death.**

It is important that all eligible people get fully vaccinated to protect both themselves and others from illness, and reduce the spread of disease.

Over 2/3rds of Greenfield adults are fully vaccinated, and **87.4% of seniors 65+** are fully vaccinated

